

School Performance Fact Sheet

Silicon Drafting Institute (SDI)

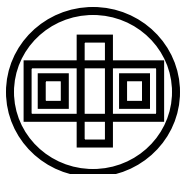
I.C. Mask Layout Design program
Calendar Years 2015 and 2016

Completion Rate (Program Length: 8 months max.)

Calendar Year	Number of Students Who Began Program ¹	Students Available for Graduation ²	Graduates ³	Completion Rate ⁴
2015	25	20	20	80%
2016	23	17	17	74%

Students Completing After Published Program Length - 150% (Program Length: 8 months)

Calendar Year	Number of Students Who Began Program ¹	Students Available for Graduation ²	150% Graduates ⁵	150% Completion Rate ⁶
2015	25	20	2	10%
2016	23	17	2	11%




- 1 "Number of Students Who Began Program" is the number of students who began the program who are scheduled to complete the program within the reporting calendar year.
- 2 "Students available for graduation" is the number of students who began program minus the number of "Students unavailable for graduation," which means those students who have died, been incarcerated, or called to active military duty.
- 3 "Graduates" is the number of students who completed the program within 100% of the published program length.
- 4 "Completion Rate" is the number of Graduates divided by the Number of Students Available for Graduation.
- 5 "150% Graduates" is the number of students who completed the program within 101-150% of the published program length.
- 6 "150% Completion Rate" is the number of students who completed the program in the reported calendar year within 101-150% of the published program length divided by the Number of Students Available for Graduation in the published program length period.

(Student Initial/Date) _____ / _____

I have read and understand the information presented above.



Initial and Date here



Silicon Drafting Institute

1879 Lundy Ave., Suite 189, San Jose, CA 95131 (408) 828-2323

M_SDI_SPFS_yrs_2015_1016

Last Updated: Jan 01, 2017

Placement Rates (Program Length: 8 months)


Calendar Year	Number of Students Who Began Program ¹	Number of Graduates ²	Graduates Available for Employment ³	Graduates Employed in the Field ⁴	Placement Rate % Employed in the Field ⁵	Graduates Employed in the Field an average of less than 32 hours per week	Graduates Employed in the Field at least 32 hours per week
2015	25	20	20	12	60%	0	20
2016	23	17	17	15	88%	0	15

- ¹ “Number of Students Who Began Program” means the number of students who began the program who are scheduled to complete the program within the reporting calendar year.
- ² “Number of Graduates” is the number of students who have completed the program within 100% of the published program length.
- ³ “Graduates Available for Employment” means the number of graduates minus the number of graduates unavailable for employment. “Graduates unavailable for employment” means graduates who, after graduation, die, become incarcerated, are called to active military duty, are international students that leave the United States or do not have a visa allowing employment in the United States, or are continuing their education in an accredited or bureau-approved postsecondary institution.
- ⁴ “Graduates Employed in the Field” means graduates who report that they are gainfully employed within six months of graduation in a position for which the skills obtained through the education and training provided by the institution are required or provided a significant advantage to the graduate in obtaining the position.
- ⁵ Placement Rate is calculated by dividing the number of graduates gainfully employed in the field by the number of graduates available for employment.

(Student Initial/Date) _____ / _____ I have read and understand the information presented above.



Initial and Date here



Silicon Drafting Institute

1879 Lundy Ave., Suite 189, San Jose, CA 95131 (408) 828-2323

M_SDI_SPFS_yrs_2015_1016

SPFS Page 3 of 5

Last Updated: Jan 01, 2017

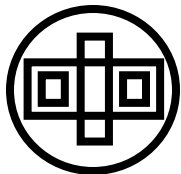
Salary and Wage Information (Program Length: 8 months)
Annual Salary and Wages Reported by Graduates Employed in the Field³

Calendar Year	Graduates Available for Employment ¹	Graduates Employed in the Field ²	\$35,000.00 - \$40,000.00	\$40,001.00 - \$45,000.00	\$45,001.00 - \$50,000.00	\$50,001.00 - \$55,000.00	Students Not Reporting Salary
2015	20	12	1	8	2	1	0
2016	17	15	0	4	6	2	3

- ¹ "Graduates available for employment" means the number of graduates minus the number of graduates unavailable for employment. Graduates unavailable for employment means graduates who, after graduation, die, become incarcerated, are called to active military duty, are international students that leave the United States or do not have a visa allowing employment in the United States, or are continuing their education in an accredited or bureau-approved postsecondary institution.
- ² "Graduates employed in the field" means graduates who are gainfully employed within six months of graduation in a position for which the skills obtained through the education and training provided by the institution are required or provided a significant advantage to the graduate in obtaining the position.
- ³ Salary is as reported by the student. Not all graduates reported salary.

(Student Initial/ Date) _____ / _____ **I have read and understand the information presented above.**


Initial and Date here



To obtain a description of the manner the above statistics were gathered; or a list of employment positions determined to be within the field for which a student received education and training for the calculation of job placement rates; or a list of the objective sources of information used to substantiate the salary disclosures; please ask your enrollment representative.

This fact sheet is filled with the Bureau for Private Postsecondary Education. Regardless of any information you may have relating to completion rates, placement rates, starting salaries, or license exam passage rates, this fact sheet contains the information as calculated pursuant to state law.

Any questions a student may have regarding this fact sheet that have not been satisfactorily answered by the institution may be directed to the Bureau for Private Postsecondary Education at PO Box 980818, Sacramento, CA 95798-0818, www.bppe.ca.gov, ph 888-370-7589.

I have read and understand this School Performance Fact Sheet. The School Performance Fact Sheet was reviewed and discussed with a school official prior to signing an enrollment agreement.

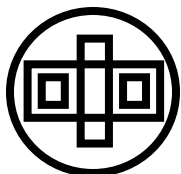
→ _____
STUDENT NAME - PRINT

→ _____
STUDENT SIGNATURE

DATE

SCHOOL OFFICIAL

DATE



Things to bring on your first day of training:

1. *These completed forms (signed and initialed).*
2. *A check (or cash) of \$ 2,050 payable to "SDI".*
3. *A headphone (or ear bugs) for the lecture audio.*
4. *Pencils, papers and a small box of "erasable" color pencils (12 colors will be enough).*
5. *Bottle water to drink (or other beverages).*
6. *A sweater (or jacket).*

